

NA



# STEELWRIST




**STEELWRIST**  
in Construction



Sanna

Matsu



Adrian

Luis

David

Martin

Tate

Masubuchi

Stefan

Alain

Darryn

Piotr

Arturo

Jason

Victor

Christoffer

Simon

Claes

Jongchul



Gus

Erik

Jens



Runar

Toni

Peter

Lino

Konrad


Adam



Malgorzata

Adam

Andreas



Tom

Carmine

Sean



Jonathan



Pierre

Stefan

**2020  
Open-S  
Alliance  
founded**

Kent

Max

Michal

Susann

Fredrik

Yamil

**2017  
SQ Auto  
connection  
technology**

Robert

Frank

Felicia

Jaakko


Richard

Nicolas

Mark

Tom

Sebastián



Daniel

Mattias

**2012  
Quick  
couplers  
with  
Front  
Pin Lock**

Atle



Jos

Sofia

Aaron

Jochen

Rainer

Hans

DongHyun

Hagen

Marcin

Kari

**2006  
First  
Steelwrist  
tiltrotator**

Topi


Pawel

Walter

Erik

Fredrik

Joachim



Michael

Steen



Tony

David

**2005  
Steelwrist  
is founded**

Joris

Hiro

Peter



Jason

Alexander

James





Yutaka


Christian

Takujiro




Anders



**2025  
Steelwrist  
20 years**



**2024  
Steelwrist  
third  
generation  
tiltrotators**



# CELEBRATING 20 YEARS OF COMMITMENT TO EXCAVATOR EFFICIENCY

## Responsiveness, Simplicity and Speed

Since the foundation in 2005, Steelwrist has grown to become the global manufacturer of tiltrotators, quick couplers and work tools for excavators it is today, and has delivered products to thousands of customers worldwide. The focus remains the same as when the company was founded; to develop, manufacture and sell equipment that increases the efficiency of excavators.

In 2025 Steelwrist celebrates 20 years in business. The journey of innovation continues, and the company is set to launch several new products. More models are added within the third generation of Steelwrist tiltrotators, featuring state-of-the-art technology. Additionally, the SQ technology is extended to excavators up to 13200 lbs with the introduction of the SQ40 coupler, enabling quick and effortless changes of high-flow-powered work tools for compact excavators.

Our core values of Responsiveness, Simplicity and Speed guide the way for how we work with customers, dealers, suppliers and employees. We listen to and learn together with our customers, we are easy to work with and we focus on delivering value with speed – everything being at the core of our company culture.

## TABLE OF CONTENTS

- 04.** The key to unlock your excavator efficiency
- 06.** SQ auto connection system
- 07.** Quick couplers
- 08.** Tiltrotators
- 10.** SQ40 for compact excavators
- 12.** Third generation tiltrotators
- 14.** Control System
- 16.** Tilt couplers
- 17.** Rotor couplers
- 18.** Open-S – The global standard
- 19.** SQ adaptors
- 20.** Powered work tools – Grapples
- 22.** Powered work tools – Tree Shears
- 23.** Powered work tools – Compactors
- 23.** Powered work tools – Sweepers
- 24.** Buckets
- 26.** Mechanical work tools
- 28.** Global support
- 30.** The Terratech group
- 31.** People and sustainability



# STEELWRIST

## The key to unlock your excavator efficiency

---

### The Steelwrist offering

The core of the Steelwrist product offering includes quick couplers, tilt couplers, tiltrotators and from 2024 rotor couplers that together with the control system make up the foundation for higher excavator efficiency. Regardless if your need is a safe and robust quick coupler, a more advanced tilt- or rotor coupler, or the most efficient tiltrotator, we have the solution for you.

### Why tiltrotator?

Tiltrotators are used in many different applications such as general construction, landscaping, utility work, telecom, rail and road construction. In all these applications a tiltrotator on your excavator will give you a massive productivity increase and it will change the way you work.

We often get questions about how big the efficiency increase really is, how big are the fuel savings, how much are excavator wear and tear reduced, what tasks can you do that you cannot do without a tiltrotator and so on. This is not to mention the improved safety when you can have your ground workers focus on the things they should do, and not be working around the excavator work tool. The answer is, that it obviously depends on the type of work you do, what kind of work tools you use and the size of the excavator.


Independent studies in Japan show that when comparing the same task with the same excavator, with and without a tiltrotator, both the efficiency increase and fuel saving was just above 40 percent. This might not be the same for all tasks, but it is quite safe to say that any five-day job you will be able to do in four or less.

### Work Tools

A job needs a work tool and a work tool needs an excavator - not the other way around. That's the starting point when we think about how to increase your excavator efficiency.

Steelwrist work tools include buckets such as grading-, digging-, cable-, v-ditch-, sorting-, skeleton- and utility buckets as well as rippers, pallet forks, asphalt cutters and grading beams.

Our powered work tools include a range of multi-, sorting- and finger grapples as well as pallet forks, sweepers, tree shears and compactors.





Rotor Coupler




Quick Coupler



Tilt Coupler




Tiltrotator



# 06



#### Product Information



## STEELWRIST SQ AUTO CONNECTION SYSTEM

# Changing powered work tools in seconds

The demand for productivity is constantly rising and in some applications the need for quick tool changes is almost continuous. With Steelwrist SQ technology you change between hydraulic powered work tools as well as mechanical work tools in only seconds – all without leaving the cab! With the introduction of SQ40 Steelwrist now offers a complete range of automatic couplers, making SQ technology available for excavators from 44000–154300 lbs. With a comprehensive range consisting of eight different coupler sizes there is always a solution to match your specific needs. We believe in open standard interfaces, so the SQ system is designed to be able to connect to other brands using the same type of oil connection system, following the Open-S (OS®) symmetrical standard.

In 2017 we introduced our patented Qplus™ technology, which is the label we have put on all the improvements we have developed compared to competitor solutions. Higher flow, more uptime and improved serviceability are the main benefits for the operator.

### **Qplus™ - Higher flow!**

With Steelwrist Qplus™ the flow area measure up to 40 percent more compared to competitor products.

### **Qplus™ - More uptime!**

Steelwrist Qplus™ sealing technology is completely new and significantly more durable compared to competitor products. This will give you more hours in operation before sealings have to be changed.

### **Qplus™ - Improved serviceability!**

Changing seals in Steelwrist Qplus™ couplings is done fast and easy without need for proprietary and complicated tools.

## STEELWRIST QUICK COUPLERS

# With or without integrated oil couplings

Steelwrist symmetrical couplers are cast in steel. Large pin contact surfaces, optimized use of materials and no weak weld seams make our coupler extremely compact and robust.

Customers are increasingly demanding safer coupler solutions - all over the world. At the same time legislators are raising the bar for what is considered "safe". Our couplers have a safety solution that works with all types of excavators regardless if they are small, large, new or used.

To enhance coupler safety when changing work tools Steelwrist introduced the groundbreaking, patented Front Pin Lock (FPL) technology in 2012. With the launch of the third generation tiltrotators in 2024, a further leap in safety technology was taken with LockSense, a patented, wireless sensor system for indicating secure work tool locking.

The innovative LockSense solution has the necessary features to be aligned with upcoming safety regulations. The wireless design eliminates cables and connectors from being exposed to the harsh environment.

All our couplers follow the Open-S (OS®) symmetrical standard, for the mechanical as well as the hydraulic and the electrical interface.



QUICK COUPLER											
Machine weight [lbs]	0–4400	4400–13200	11000–26400		26400–44000	–	39600–70400	–	55000–94600	88200–154300	
MODEL	S30*	S40*	S45	S50	S60	–	S70	–	S80	S90	
Building height from [inches]	3.23	4.33	4.72	5.12	5.91	–	7.87	–	9.06	10.43	
Weight from [lbs]	33	66	154	203	265	–	602	–	772	1653	
SQ COUPLER (OS® COUPLER)											
Machine weight [lbs]	–	8800–15400	–	11000–26400	26400–44000	30800–48500	39600–70400	55000–94600	88200–154300	–	
MODEL	–	SQ40	–	SQ50 OS®50	SQ60-4 OS®60-4	SQ60-5 OS®60-5	SQ65 OS®65	SQ70 OS®70	SQ70/55 OS®70/55	SQ80 OS®80	SQ90 OS®90
Building height from [inches]	–	3.94	–	5.12	5.91	6.30	7.87	8.27	9.06	10.43	
Weight from [lbs]	–	154	–	286	298	419	643	683	948	1653	

\* S30 and S40 are available with mechanical or hydraulic locking

# 08



## STEELWRIST TILTROTATORS

# The most compact and optimized tiltrotator on the market

The best investment to maximize your excavator's efficiency is a tiltrotator. It will also make the job more fun! With 360° rotation and 45° tilt in both directions the tiltrotator allows you to do more types of jobs, be faster and work with greater precision.

### Tiltrotators for excavators between 3300–72600 lbs

Our tiltrotators have a low building height, high tilt angle and an unbeatable relationship between strength and weight thanks to steel cast components. Tiltrotators are used in applications such as general construction, landscaping, utility work, telecom, rail and road construction.

The tiltrotator allows the operator to perform numerous tasks without having to change the excavator's position, thanks to the possibility to combine the tilt and rotate movement when positioning the work tool. Experienced tiltrotator operators usually estimate the productivity improvement to between 20 and 40 percent, depending on the type of job, truly unlocking the excavator's efficiency.

### High Flow Hydraulics and rotation sensors

Steelwrist high flow swivel allows you to use powered work tools like never before or just your tiltrotator in a more fuel efficient way. A robust and easily calibrated Absolute rotation sensor in the swivel has been introdu-

ced on all tiltrotators, starting with the larger tiltrotator models, that gives more exact data to Machine Control Systems.

### SQ Technology

All tiltrotators from X07 and upwards can be equipped with our SQ fully automatic technology. SQ on the top side (upper coupler) of the tiltrotator for rapid change between tiltrotator and other work tools. SQ on the bottom side (attachment coupler) of the tiltrotator will allow for rapid change between hydraulic powered work tools.

### The Gripper

An integrated gripper is an amazing tool that increases your productivity even further. The gripper opens widely, closes almost entirely, has robust cylinder covers and does not interfere with excavation. Of course, it can be retrofitted.

### Third generation tiltrotators

In 2024, our third generation tiltrotators was launched, featuring fully steel cast components throughout, a built-in onboard lubrication system, refined tilt geometry and a patented sensor system to indicate if the work tool is securely locked or not when coupling. Go to page 12 for more information.

# THIRD GENERATION



XTR2



XTR15



XTR20



XTR23



X04



X07



X12



X14



X18



X20




X26



X32

- ✓ High 45° tilt angle in each direction
- ✓ Direct fit or Sandwich configuration
- ✓ Steel cast design
- ✓ Gripper as option (retrofit possible)
- ✓ Lowest building height in the market
- ✓ Robust gripper cylinder covers
- ✓ Vertical tilt cylinders that allow digging in narrow trenches
- ✓ Grease lubrication for longer life time and connection to central lubrication
- ✓ OptiLube onboard lubrication system (third generation)
- ✓ Front Pin Lock, Front Pin Hook or LockSense for safe work tool changes
- ✓ High flow hydraulics
- ✓ Load holding valves
- ✓ Absolute rotation sensor
- ✓ Absolute tilt sensor (third generation)

### Product Information



TILTROTATOR												
Machine weight [lbs]	0–4400	4400–8800	11000–15400	15400–26400	22000–30800	26400–33000	26400–35200	33000–44000	35200–48500	41500–50600	39600–57300	55100–72600
MODEL	<b>XTR2</b>	<b>X04</b>	<b>X07</b>	<b>X12</b>	<b>X14</b>	<b>XTR15</b>	<b>X18</b>	<b>XTR20</b>	<b>X20</b>	<b>XTR23</b>	<b>X26</b>	<b>X32</b>
Tiltrotator Quick Coupler	S30	S40	S40 SQ40 S45 S50	S45 S50 SQ50	S45 S50 SQ50	S60 SQ60	S60 SQ60-4 SQ60-5	S60 SQ60	S60 SQ60-5 SQ65	SQ65 S70 SQ70 SQ70/55	S70 SQ70 SQ70/55	S70 SQ70/55 S80 SQ80
Building height from [inches]	10.75	12.76	14.57	16.73	17.91	21.57	22.05	21.93	22.17	22.87	24.21	26.81
Weight from [lbs]	176	265	430	727	860	1014	992	1191	1190	134	1533	1962

# 10

STEELWRIST SQ40

## Big news for compact excavators

### Extending the SQ automatic oil connection technology with SQ40

Steelwrist extends its SQ technology to include the SQ40 automatic coupler (patent pending) for compact excavators. SQ40 allows for quick changes of high flowpowered work tools also on smaller excavators, providing the same efficiency as larger SQ couplers. This makes changing powered work tools easier and safer, as it can be done without leaving the cab.

### Innovative couplings with high flow capabilities and a modular design

Significant development efforts have gone into the design of the new SQ40 automatic coupler and one very critical criteria was to ensure the flow required to power demanding hydraulic work tools. The SQ40 coupler is optimized to achieve a flow of 18.49 gpm thanks to a new and innovative coupling that provides 40 percent more flow area compared to a standard 3/8" coupling.

Thanks to a modular design, with significantly reduced number of components, it is easy to upgrade machine

couplers, tiltrotators and work tools from S to SQ. The male SQ couplings on the work tool are integrated in the shaft, and by replacing the shaft the upgrade can be done very easily. This also means that hose routing is very flexible, and can be adapted to a wide range of hydraulic work tools.

SQ40 follows the symmetrical standard for S40, which means existing work tools with this interface are compatible and the customer can use these directly without any expensive adaptations.

### Extensive range of powered work tools

SQ40 is accompanied by a complete range of work tools resulting in increased efficiency and versatility which convert also the smallest excavators into true tool carriers. The existing range of powered work tools with S40 are available also with the SQ interface. The Steelwrist HCX hydraulic compactors, MGX multi grapples, SGX sorting grapples, and other relevant powered work tools, are available with SQ40.





- ✔ Upgradeable from S40 to SQ40
- ✔ Follows the established S40 Symmetrical standard
- ✔ High flow capabilities (18.49 gpm)
- ✔ Innovative rear shaft with integrated male couplings
- ✔ Flexible hose routing to adapt to a wide range of work tools
- ✔ Integrated electrical connector with 6 poles
- ✔ Full bottom cover to protect the couplings

# 12



## STEELWRIST THIRD GENERATION TILTROTATORS

### High performance tiltrotators for excavators

---



#### Tiltrotator technology at its best

Steelwrist's third generation tiltrotators takes excavator efficiency to the next level, with best in class tilt geometry, OptiLube onboard lubrication system, and LockSense, a state-of-the-art sensor based system to indicate if the work tool is securely locked when coupling. Naturally, the XTR tiltrotators have the low building height that is typical for all Steelwrist tiltrotators.

#### Steel cast and modular design

The new tiltrotators have more steel cast components than the previous generation, resulting in increased strength and impact resistance. With material where it is needed, the weight is kept down, resulting in an unbeatable relationship between strength and weight, while maintaining a compact build and low overall height. Together with the new motor and worm drive you get a truly powerful tiltrotator. The modular design opens for easy upgrades from S to SQ type interface.

#### Next generation hydraulics

The new and significantly improved hydraulics technology provides more flow, better control, and reduced fuel consumption. Fully independent control of the tiltrotator functions is made possible with pressure compensated valves. The result is a significantly improved flow for all powered work tools used with the tiltrotator.

#### Advanced tilt geometry for smooth operation

Steelwrist's superior tilt geometry has evolved to ensure the smoothest operation for the driver. Our design minimizes cylinder spread throughout the tilt stroke, providing fluid and high-torque movement. The refined position of the tilt cylinders prevent interference with the excavator's arm, enhancing functionality and ease of use.

#### A leap in safety with LockSense technology

The XTR series features our LockSense technology – a patented, next-generation sensor system for indicating

secure work tool locking. The innovative LockSense solution has the necessary features to be aligned with upcoming safety regulations. The wireless design eliminates cables and connectors from being exposed to the harsh environment.

### Lubrication made easy with OptiLube

With the new OptiLube onboard lubrication system, maintaining your Steelwrist tiltrotator has never been easier. The OptiLube system takes care of lubrication automatically, ensuring consistent and optimal performance. The lubricant is specially developed for Steelwrist tiltrotators and reduces friction and extends lifetime.

OptiLube is integrated into the tiltrotator's control system, allowing for continuous monitoring of lubrication performance and alerts when it is time to replace the lubricant cartridge. This feature eliminates guesswork and routine checks, allowing you to focus on your work without interruptions.

### Upgradeable to SQ/Open-S (OS®)

The new tiltrotators, as well as all other Steelwrist products, are available with interfaces following the Open-S (OS®) symmetrical standard, which is the fastest growing standard internationally. Thanks to the modular design it is possible to upgrade the tiltrotator from S-type to SQ-type. Steelwrist SQ is our high

performing automatic oil connection technology used to easily change and connect hydraulic work tools on the excavator. Naturally all SQ products comply with the Open-S (OS®) symmetrical standard.

### Gripper with enhanced reach and functionality

The gripper is an amazing tool that increases productivity significantly. The redesigned downward angled 3-finger gripper extends the reach of your excavator. With its improved geometry it gives you wide opening and near-complete closure, and it handles objects with unmatched precision. The robust design, including sturdy cylinder covers, ensures smooth operation in all your jobs. The gripper can easily be retrofitted.



TILTROTATOR XTR				
Machine weight [lbs]	0–4400	26400–33000	33000–44000	41500–50600
MODEL	XTR2	XTR15	XTR20	XTR23
Tiltrotator Quick Coupler	S30	S60 SQ60	S60 SQ60	SQ65 S70 SQ70 SQ70/55
Building height from [inches]	10.75	21.57	21.93	22.87
Weight from [lbs]	176	1014	1191	1340



LockSense safety solution

# 14

## STEELWRIST CONTROL SYSTEMS

### Connected system for highest uptime

We realized early on that a well tuned control system significantly impacts both operator experience and fuel efficiency, and we launched our first own control system already in 2008.

Seventeen years and thousands of systems later, we continue to push the boundaries of development towards connected systems that deliver smooth operations, fuel efficiency, ease of use, installation and support.

We can deliver a range of control systems tailor made to your needs. We can integrate to all the large Machine Control System (MCS) providers, and with Autotilt you can get the assistance that sometimes makes life easier.

#### The Quantum platform

Multifunctional ergonomic joysticks, simultaneous usage of all functions, remote support and individual profiles for all operators or work tools - all key features to unlock the true efficiency of your excavator. All these are standard in our Quantum platform.

During the second half of 2025 we start the transition to Quantum Connect, with innovations such as the new flagship A9 joysticks, the InstallMate app making installations easier than ever before, and a more sophisticated operator app for notifications and remote support. It also contains standard support for the LockSense and OptiLube functionality.

### QUANTUM WITH L8 JOYSTICKS

#### Tiltrotator control

- ✔ Simultaneous use of all functions
- ✔ Market leading ergonomical L8 multifunctional joysticks
- ✔ Based on technology and knowledge from more than 60 000 tiltrotator installations

#### Remote Support

- ✔ One click away from online support

#### Tool recognition

- ✔ Autodetect work tools
- ✔ Enables tool specific adjustment
- ✔ Tracking of work tools on the jobsite

#### MCS Integration

- ✔ Auto-adjust MCS profile depending on work tool
- ✔ Autotilt Operator assistance

#### Optional track control and wheel steering

## InstallMate



**mic 4.0**  
MACHINES IN  
CONSTRUCTION

**MiC 4.0 systems**

Some manufacturers have started delivering excavators with the standardized MiC 4.0 CAN bus protocol for controlling work tools. Steelwrist has the solution not only for the communication protocol but as a founding member of the Open-S Alliance, also for the electrical connector used by all Open-S members.

**4-hose systems**

The smallest compact excavators often use one hydraulic circuit for rotation while the other tiltrotator functions share a second hydraulic circuit. A minimal control system installation is needed but not all functions can be used at the same time. 4-hose systems is normally only used on the compact excavators.



**QUANTUM CONNECT WITH A9 JOYSTICKS**

**NEW OPERATOR FEATURES**

**Tiltrotator control**

- ✔ A9 joysticks with three rollers, haptic feedback and heating
- ✔ Configurable settings via the Operator app
- ✔ OptiLube monitoring and refill notifications

**Enhanced operator app**

- ✔ Over-the-Air software updates
- ✔ LockSense monitoring
- ✔ Cloud backup of settings



**NEW DEALER FEATURES**

**Easy installation**

- ✔ InstallMate with multilingual remote support
- ✔ Quantum Connect app for online guidance
- ✔ Predefined machine templates
- ✔ Machine specific harness kits

**Remote support**

- ✔ Online multilingual expert assistance
- ✔ Give support from a distance
- ✔ Store and retrieve configurations and settings from the cloud

# 16



## STEELWRIST TILT COUPLERS

# When a robust tilt function is enough



### XT Tilt coupler

The Steelwrist tilt coupler is a combination between a robust tilt motor and the patented Front Pin Lock technology or Front Pin Hook from Steelwrist.

With the Steelwrist tilt coupler you will get a safe quick coupler solution when you just need the tilt function and not the full blown tiltrotator functionality.


The Steelwrist tilt coupler is based on the steel cast coupler as well as the robust direct fit top with expander pins.

### TCX

The TCX - a tilt function for the smallest excavators is available as Direct mounted with S30 and S40\* coupler, both manual snap-on or hydraulic.

- ✓ Front Pin Lock or Front Pin Hook coupler for safe work tool changes
- ✓ Large contact surfaces to work tool thanks to its casted design
- ✓ Expander pins results in a playfree connection
- ✓ Impressive high tilt torque
- ✓ Overload protection with cross-over valves
- ✓ Up to 2x90° tilt angle
- ✓ Upgradeable from S to SQ, following the Open-S (OS®) symmetrical standard (XT10 and up)

### Product Information



TILT COUPLER							
Machine weight [lbs]	0-4400	4400-8800	4400-13200	11000-15400	11000-26400	26400-44000	39600-52800
MODEL	TCX	TCX	XT4	XT7	XT10	XT20	XT23
Quick Coupler	S30	S40*	S40	S40, S50	S45, S50, SQ50	S60	S70
Tilt Angle [degree]	±30°	±30°	±90°	±90°	±60°	±60°	±60°
Building height from [inches]	6.38	7.95	14.49	15.51	17.52	20.28	24.61
Weight from [lbs]	62	146	209	320	463	794	1367

\* Available second half of 2025.

## STEELWRIST ROTOR COUPLERS

# Empower your excavator with advanced rotation technology

Steelwrist rotor couplers bring a new level of versatility and precision compared to a standard coupler. Designed to perform, our robust gearbox allows for precise and efficient rotation of any work tool. Whether it is road construction, shaping embankments or digging trenches, our rotor couplers enhance the flexibility and productivity of your excavator.

### Compact design and easy installation

Steelwrist rotor couplers have a robust design and still a low building height and weight. Installation is easy as no separate control system is required. The machine needs to be equipped with one quick coupler line, one proportional dual direction line, and for the gripper/AUX function (option), one additional auxiliary line.

### High flow swivel joint for enhanced capabilities

Our rotor couplers have high flow swivel joints, enabling the use of high flow-demanding work tools such as hydraulic breakers, compactors and grapples. The high flow swivel design ensures maximum flow efficiency, allowing your work tools to perform at their best.



### Possible to upgrade with SQ technology

Steelwrist rotor couplers are available with interfaces following the Open-S (OS®) symmetrical standard. It is possible to upgrade from S to SQ, enabling to switch between hydraulic powered work tools, all without leaving the cab.

- ✓ Easy to install: Quick and straightforward setup without the need for integrating a control system
- ✓ 360-degree rotation: Full rotation freedom for maximum manoeuvrability and effectiveness
- ✓ Integrated gripper (option): Enhance your excavator's functionality with a gripper, ideal for precise material handling
- ✓ Absolute rotation sensor (option): Upgrade your coupler with an Absolute rotation sensor for improved accuracy, control and integration with Machine Control Systems (MCS)
- ✓ Upgradeable from S to SQ, following the Open-S (OS®) symmetrical standard

#### Product Information



### ROTOR COUPLER

Machine weight [lbs]	8800–15400	26400–44000
MODEL	<b>XR7</b>	<b>XR20</b>
Quick Coupler	S40, SQ40	S60, SQ60
Building height from [inches]	10.71	19.17
Weight from [lbs]	287	1080



## OPEN-S - THE GLOBAL STANDARD

# A good solution for machine owner and industry

Open-S is the open standard for automatic couplers for excavators. It is owned and managed by an independent organization, Open-S Alliance, and builds on the independent and established standard that already exists for quick couplers, the symmetrical standard. Steelwrist is a founding member of this organization.

The goal is to give machine operators and contractors around the world the freedom to combine quick couplers, tiltrotators and work tools from manufacturers that are in compliance with the standard, and to promote continued technological development. OS® is a registered trademark and all products that comply with the Open-S standard can use this name.

### Freedom to choose and combine

With an open standard for quick couplers, machine operators and contractors can more easily choose quick couplers, tiltrotators and work tools from different manufacturers, and be confident that they will function together. The standard also means that dealers can provide clearer information about which products fit together.

### Technological development

With a common standard it is easier for industry manufacturers to continue to compete with performance and functionality, and still offer customers compatibility.

### Safety first

Reducing the risk of accidents and incidents is a priority and in recent years major and important advances have been made in terms of product and operator safety. With Open-S you can be more confident that these solutions will continue to work. The open interface defines hydraulic couplers and ensures that a combination of products from different manufacturers will not in any way interfere with or alter the safety solution of each individual product.

*The future is open!*

Read more at [opens.org](http://opens.org)



## STEELWRIST SQ ADAPTORS

# Connecting work tools efficiently

Connecting the tiltrotator or work tools in an efficient way is always a good idea. Regardless if you are chasing seconds when changing work tools or looking to safeguard proper maintenance by connecting to a central lubrication system, we have the solution that you need.

### SQ adaptors

If you are an excavator operator then you know exactly how much work it is to manually get out of the cab and connect hoses. And if you have to do it several times per day then you know how much time you waste for nothing. You might even end up doing tasks not using the best work tool just because it takes too long time to switch manually.

With our Open-S (OS®) compliant SQ technology you can change all work tools in seconds, even between work tools bought from different manufacturers. Our SQ adaptors include the male oil couplings and follow the Open-S (OS®) symmetrical standard.



Weld on S-type adaptors



Weld on SQ adaptors - low



Weld on SQ adaptors - high



SQ adaptor plate for internal hoses




SQ adaptor plate with manifold



Pendulum Adaptors



Product Information



# 20

## STEELWRIST POWERED WORK TOOLS – GRAPPLES

### Grapples for your everyday tasks

Steelwrist's range of grapples are optimized for use with the tiltrotator and share common features that enhance their efficiency and durability. Our second generation grapples are lighter in weight and stronger, and the

overall height has been reduced. Each model has its specialized purpose yet all are still extremely useful for a variety of tasks.



#### Common features between all models:

- ✓ Lightweight yet strong construction
- ✓ Low building height
- ✓ Large grip width
- ✓ Integrated load holding valves and accumulator
- ✓ Safe and robust hydraulic design with shock relief- and loadholding valves
- ✓ Compatibility with S and SQ interfaces, the fastest growing coupler standard
- ✓ Upgradeable from S to SQ, following the Open-S (OS®) symmetrical standard
- ✓ 6-degree bracket angle for level alignment with tiltrotator rotation plane



### Multi Grapples

A versatile and strong grapple for use in general construction, heavy lifting, stone laying, sorting, timber loading, waste wood handling and light demolition.

- ✓ Fully closing by-passing arms ensure even the thinnest objects are gripped securely
- ✓ High grade steel in wear plates for unmatched lightness and strength
- ✓ Enhanced synchronized arm movements for smoother operation and precision handling of the objects



### Sorting Grapples

The sorting grapple is excellent for handling tougher materials like rocks, large stones, timber and scrap, as well as for recycling, sorting and medium-duty demolition.

- ✓ Tip-to-tip closing for efficiently picking up small objects
- ✓ Impressive grip width to also handle larger items with ease



### Finger Grapples

This heavy-duty grapple is specifically designed for handling challenging materials like stumps, scrap and forest residue.

- ✓ By-passing arms offer flexibility in handling a variety of materials
- ✓ Robust design with a total of 6 bypassing fingers in high grade steel to keep weight down while enhancing life time

*Available second half of 2025.*

## MULTI GRAPPLE

<b>Machine weight</b> [lbs]	0–4400	4400–8800	8800–15400	13200–17600	13200–30800	26400–44000	39600–57200
<b>MODEL</b>	<b>MGX2</b>	<b>MGX4</b>	<b>MGX6</b>	<b>MGX8</b>	<b>MGX14</b>	<b>MGX20</b>	<b>MGX26</b>
<b>Quick Coupler</b>	S30	S40, SQ40	S40, SQ40	S45, SQ45, S50, SQ50	S45, SQ45, S50, SQ50, S60, SQ60	S60, SQ60	S70, SQ70
<b>Weight from</b> [lbs]	117	176	443	449	677	1076	1334
<b>Gripper reach</b> [inches]	41.97	51.34	56.61	56.61	633.35	71.61	79.84
<b>Lifting capacity</b> [lbs]	2205	4409	6614	6614	13228	17637	22046

## STONE & SORTING GRAPPLE

<b>Machine weight</b> [lbs]	6600–15400	13200–17600	13200–30800	26400–44000	39600–57200
<b>MODEL</b>	<b>SGX6</b>	<b>SGX8</b>	<b>SGX14</b>	<b>SGX20</b>	<b>SGX26</b>
<b>Quick Coupler</b>	S40, SQ40	S45, SQ45, S50, SQ50	S45, SQ45, S50, SQ50, S60, SQ60	S60, SQ60	S70, SQ70
<b>Weight from</b> [lbs]	553	558	829	1316	1640
<b>Gripper reach</b> [inches]	64.80	64.80	72.40	82.05	89.90
<b>Lifting capacity</b> [lbs]	6614	6614	13228	17637	22046

## FINGER GRAPPLE

<b>Machine weight</b> [lbs]	8800–15400	13200–17600	13200–30800	26400–44000	39600–57200
<b>MODEL</b>	<b>FGX6</b>	<b>FGX8</b>	<b>FGX14</b>	<b>FGX20</b>	<b>FGX26</b>
<b>Quick Coupler</b>	S40, SQ40	S45, SQ45, S50, SQ50	S45, SQ45, S50, SQ50, S60, SQ60	S60, SQ60	S70, SQ70
<b>Weight from</b> [lbs]	573	617	882	1444	1841
<b>Gripper reach</b> [inches]	57.13	57.13	64.25	72.05	79.80
<b>Lifting capacity</b> [lbs]	6614	6614	13228	17637	22046

# 22

## STEELWRIST POWERED WORK TOOLS - TREE SHEARS

### A tree shear for efficient and safe cutting

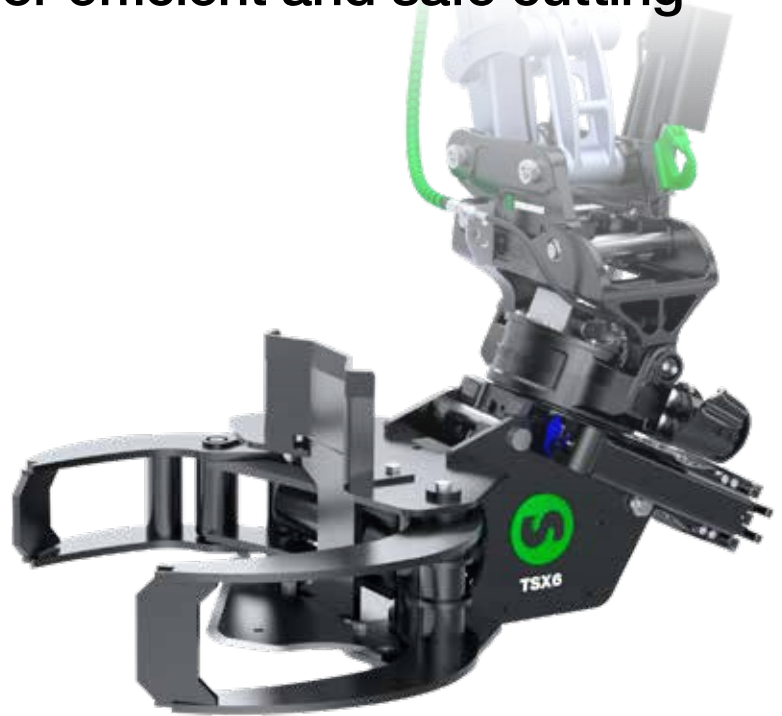
A tree shear on the excavator is a powerful work tool for cutting trees, branches, brush, and energy wood, significantly reducing the time required compared to manual cutting. It can be used in applications such as forestry, and to clear trees from power lines, roadsides, railways and canals. Using the tree shear is safer, faster and often more cost-effective.

The Steelwrist tree shear has a fixed blade and a powerful cylinder for the best cutting power and to ensure safe cutting. The two grapple arms are designed to give the best grip around the tree trunk.

Thanks to the use of high quality steel the grapples are durable yet light in weight, minimizing wear on the excavator. The knife is located at the bottom of the shear to get as low to the stump as possible.

#### Work from the safety of the excavator cab

The excavator operator can cut and hold the tree safely using the tree shear, compared to the risks associated with chainsaw operations. The need for workers to be near dangerous cutting zones is eliminated. Installation and maintenance is easy, and learning to work with the tree shear is relatively straightforward.



#### Modular design for upgrade to SQ

The tree shear is available with an interface following the Symmetrical standard (S standard), which is the fastest growing standard internationally. Thanks to the modular design it is possible to upgrade the tree shear from S-type to SQ-type. Steelwrist SQ is our high performing automatic oil connection technology used to easily change and connect hydraulic work tools on the excavator.

#### Product Information



- ✓ Allows for selective cutting without damaging surrounding vegetation
- ✓ For cutting round wood up to 7.90 inches
- ✓ Robust, intuitive and powerful
- ✓ Upgradeable from S to SQ, following the Open-S (OS®) symmetrical standard



#### TREE SHEAR

Machine weight [lbs]	8800–15400
<b>MODEL</b>	<b>TSX6</b>
Quick Coupler	S40, SQ40
Max Breakout torque [kNm]	50
Weight from [lbs]	408
Width [inches]	20.08
Length [inches]	26.38
Height [inches]	34.25
Height, Max Open [inches]	44.88
Gripper reach [inches]	25.75
Gripper reach, smallest object [inches]	2.64
Cutting capacity, diameter [inches]	> 7.09
Oil Flow [gpm]	7.93

## STEELWRIST POWERED WORK TOOLS – COMPACTORS

# Compaction made easy



Steelwrist compactors for excavators are engineered to deliver unparalleled high compaction force, making soil and trench compaction seamless and effortless.

### Perfect for use with a tiltrotator

With our innovative design, the compactor operates smoothly even with unmatched low hydraulic flow, and is therefore optimized to be used under a tiltrotator.


### Fuel efficient design

Our second generation compactors have an energy efficient design that results in a lower fuel consumption.

### Manoeuvrability with the operator in mind

Designed with the excavator operator in mind, our line of compactors offers smooth, intuitive manoeuvrability, enabling precise positioning and optimal compaction.

#### Product Information



### COMPACTOR

Machine weight [lbs]	4400–13200	13200–17600	17600–26400	26400–30800	30800–44000	44000–57200
MODEL	HGX6	HGX8	HGX12	HGX14	HGX20	HGX26
Quick Coupler	S40, SQ40	S45, S50, SQ50	S45, S50, SQ50	S60, SQ60	S60, SQ60	S70, SQ70
Weight from [lbs]	419	463	860	926	1146	1301
Width [inches]	18.5	18.5	24.8	24.8	29.9	29.9
Compaction Force [kN]	5620	5620	11240	11240	15730	15730
Oil Flow [gpm]	24	24	38	38	55	55

- ✓ Upgradeable from S to SQ, following the Open-S (OS®) symmetrical standard
- ✓ Optional widening kit available for retrofit
- ✓ Pallet fork lifting pockets
- ✓ High compaction force with low oil flow
- ✓ Optimized for use under a tiltrotator
- ✓ Less vibrations and noise into the excavator arm and cab

## STEELWRIST POWERED WORK TOOLS – SWEEPERS


# High performance excavator sweeper



Regardless if you have a need for cleaning pavements, cable trenches, railway switches, tram tracks, roofing, containers, flooding or other disaster areas from debris, material or snow, the Steelwrist sweeper range give you the tool to take on the job. Instead of using manual shovels, snow plows or other similar work tools the

Steelwrist sweeper range will give you access to the work area in a completely different and much more effective way. Dual direct drive hydraulic motors safeguard the torque needed for efficient brushing and a long lifetime. The sweeper is optimal to be used under the tiltrotator.

#### Product Information



### SWEEPER

Machine weight [ton]	11000–72600	11000–72600	11000–72600
MODEL	SW1000	SW1500	SW2000
Quick Coupler	S40, SQ40, S45, S50, S60, S65, S70/55, SQ50, SQ60, SQ65, SQ70, SQ70/55		
Weight from [lbs]	507	617	772
Width [inches]	39.37	59.06	78.74
Oil Flow [gpm]	10.57–34.34	10.57–34.34	10.57–34.34

- ✓ Works great with our SQ technology
- ✓ Dual direct drive hydraulic motors
- ✓ Mudflap as standard
- ✓ Bolt on top brackets available with S-, SQ-, CW- and HS-type standards
- ✓ Integrated parking stand



## STEELWRIST BUCKETS

# Lighter, more durable, more affordable

Our buckets are constantly evolving based on customer feedback and we are now on our fourth generation. The main benefits are even further optimized geometry and volumes. High grade steel allows us to make a more wear resistant bucket without increasing the weight.

Thanks to the sharp growth of our bucket business we have acquired economies of scale in production – the benefit for you is that we can offer high quality buckets at a more affordable price.

Most buckets we have on stock for fast delivery.



### Grading buckets

Perfect with the tiltrotator - making grading work easier

- ✓ High grade steel in wear plates
- ✓ 15-20° bucket angle
- ✓ Cutting edge in HB 500 material
- ✓ Rounded back without corner for easy fill/empty cycle

### Cable/Trench buckets

A bucket for precision digging of narrow and deep trenches.



- ✓ High grade steel in wear plates
- ✓ 20-30° bucket angle
- ✓ Cutting edge in HB 500 material
- ✓ Available with or without teeth
- ✓ Standard or conical shape

### Digging buckets

A general purpose bucket for tough jobs.



- ✓ High grade steel in wear plates
- ✓ 20-30° bucket angle
- ✓ Available with or without teeth
- ✓ CAT J-style tooth system

### Skeleton buckets

A general purpose bucket for sorting larger objects and debris.



- ✓ High grade steel in wear plates

### Sorting buckets

Buckets designed for easy and efficient sorting of material.



- ✓ High grade steel in wear plates and steel bars

### Utility buckets

Adapted for work in water and sewage applications.



- ✓ High grade steel in wear plates
- ✓ 30° bucket angle
- ✓ Cutting edge in HB 500 material

### V-ditch buckets

The V-shaped bucket profile is perfect for drainage work.



- ✓ High grade steel in wear plates

## CUSTOM BUILD BUCKETS

# Design your own bucket!


**If I only had a specific bucket shape then I would be able to do this job much faster... Ever had that feeling?**

We know that occasionally an experienced operator may have specific needs! As a technology leading work tool supplier we have the tools available so that you can design your own custom built bucket online. Super easy!

### Product Information



Visit our homepage at [steelwrist.com/custombuild](http://steelwrist.com/custombuild) and design your own bucket.

[Product Information](#)

## STEELWRIST MECHANICAL WORK TOOLS

# Work tools for a wide range of applications

Steelwrist work tools offer a wide range of functions, allowing you to perform various tasks efficiently and easily across all different types of jobs. Whether it's breaking through tough surfaces, cutting asphalt, leveling grounds, clearing debris or handling heavy loads, the right work tool plays a crucial role in enhancing the excavator's capabilities and contributing to the success of the projects you are undertaking.

To design effective work tools requires a multidisciplinary approach that includes engineering, materials science, ergonomics and user feedback. When designing our Steelwrist work tools we address all these crucial factors with the goal of making our range of work tools cost efficient and easy to use.

Steelwrist growing range of mechanical work tools include rippers, asphalt cutters, grading beams, brushes and pallet forks. With a ripper you can break up hard and compacted materials such as rocky ground, hard soil and ground frost. Using a grading beam is ideal for leveling and shaping flat surfaces.

When cleaning up debris and other material from a work site the brush is a practical work tool. Finally the pallet forks are indispensable for material handling tasks such as loading and unloading materials from trucks, moving construction supplies, and arranging materials on job sites.



### Asphalt cutter

- ✓ Asphalt cutter for 6600–72600 lbs excavators



### Ripper

- ✓ Ripper S30 to S70




### Grading beam

- ✓ Grading beam for leveling and compaction of material over large areas with tiltrotator



### Pallet fork

- ✓ Pallet forks for 6600–72600 lbs excavators, hydraulic and mechanical versions



### Brush

- ✓ The mechanical fixed brush can easily be used under the tiltrotator



## STEELWRIST SUPPORT

# Global support – Anytime, anywhere

At Steelwrist, we know that reliability and uptime are crucial. That's why we provide world-class support to ensure that your equipment stays operational. With Steelwrist own representation in more than 20 countries we have the coverage needed to help our customers grow wherever they are. Combined with a strong dealer network, online tools, regional warehouses, and direct technical assistance, support is always within reach. Our goal is fast and efficient, expert help, whenever and wherever you need it.



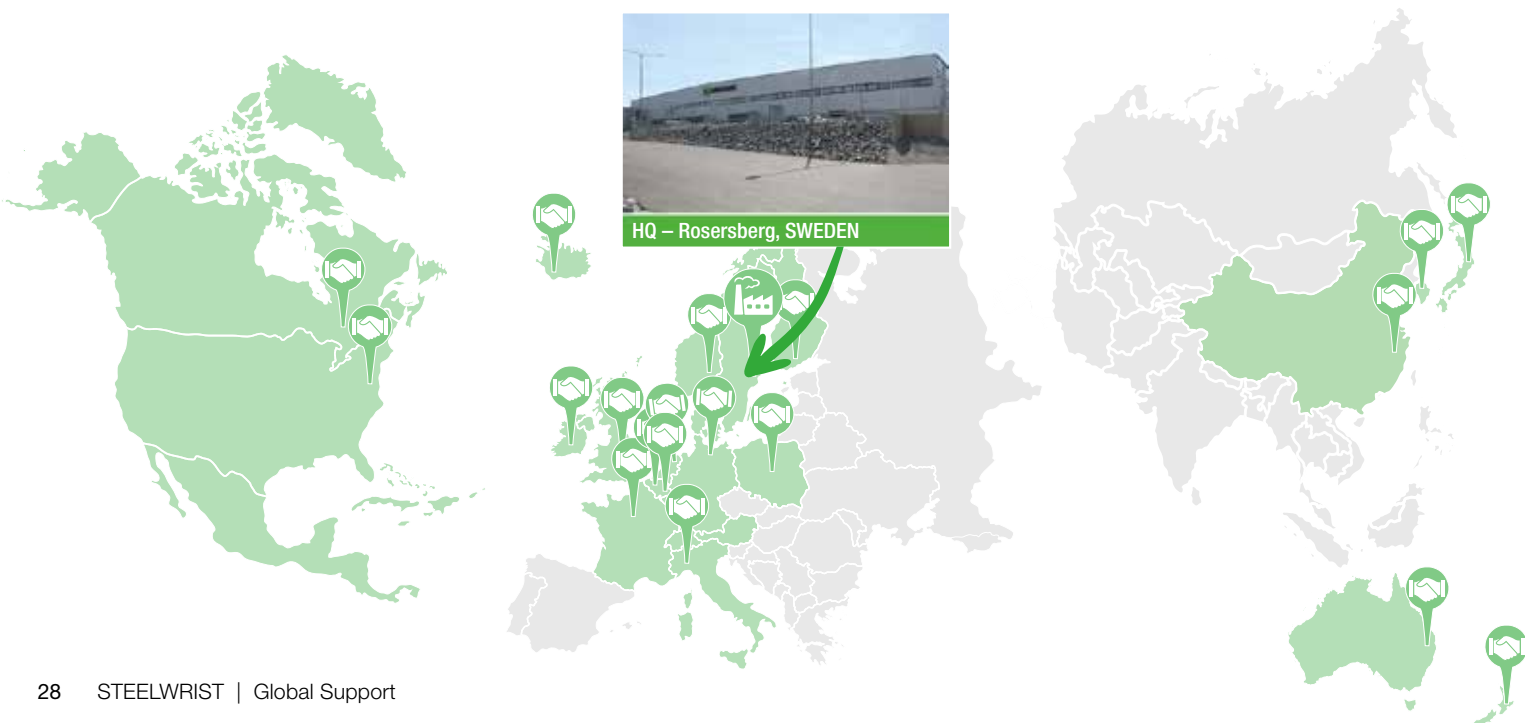
### DEALERS AND SERVICE PARTNERS

With a growing number of Steelwrist authorized dealers and service partners in more than 25 markets worldwide, we provide distribution, delivery, installations and aftermarket support.

This extensive network serves as our first line of support in each market, offering deep knowledge of local customer needs, while at the same strengthening the Steelwrist brand visibility. We continuously train and develop our dealers and service partners in our product offering for the best customer support.



HQ – Rosersberg, SWEDEN





## STEELWRIST ONLINE SUPPORT

Our online tools are available to all dealers and service partners and give immediate access to expertise, via the Dealer portal, chat and phone support. The Dealer portal is a comprehensive site with technical information and service bulletins, where you can order spare parts, register a warranty claim, submit an inquiry and create a support case. You can also reach out to your local Steelwrist representative via phone or email.



## SPARE PARTS

Need spare parts? Our central warehouse in Rosersberg, Sweden, keeps all spare parts on stock and also supplies to our local warehouses, to ensure high local availability. Many Steelwrist dealers keep spare parts in stock. As a dealer you can search, identify and order the right spare part through our online spare parts system. If you need guidance to identify the right spare part you can also always contact your local Steelwrist support team. Shipments are made the same day from either our local or central warehouse



## FULL SERVICE

Keep your Steelwrist tiltrotator performing like new with our Full service reconditioning. After years of use, wear parts such as bushings, bearings, and hoses may need replacement. Our fixed-price Full service includes complete disassembly of the tiltrotator, replacement of all wear parts, a thorough cleaning, reassembly and testing. Your equipment is returned fully refurbished and ready for extended service life. The Full service will take about a week.



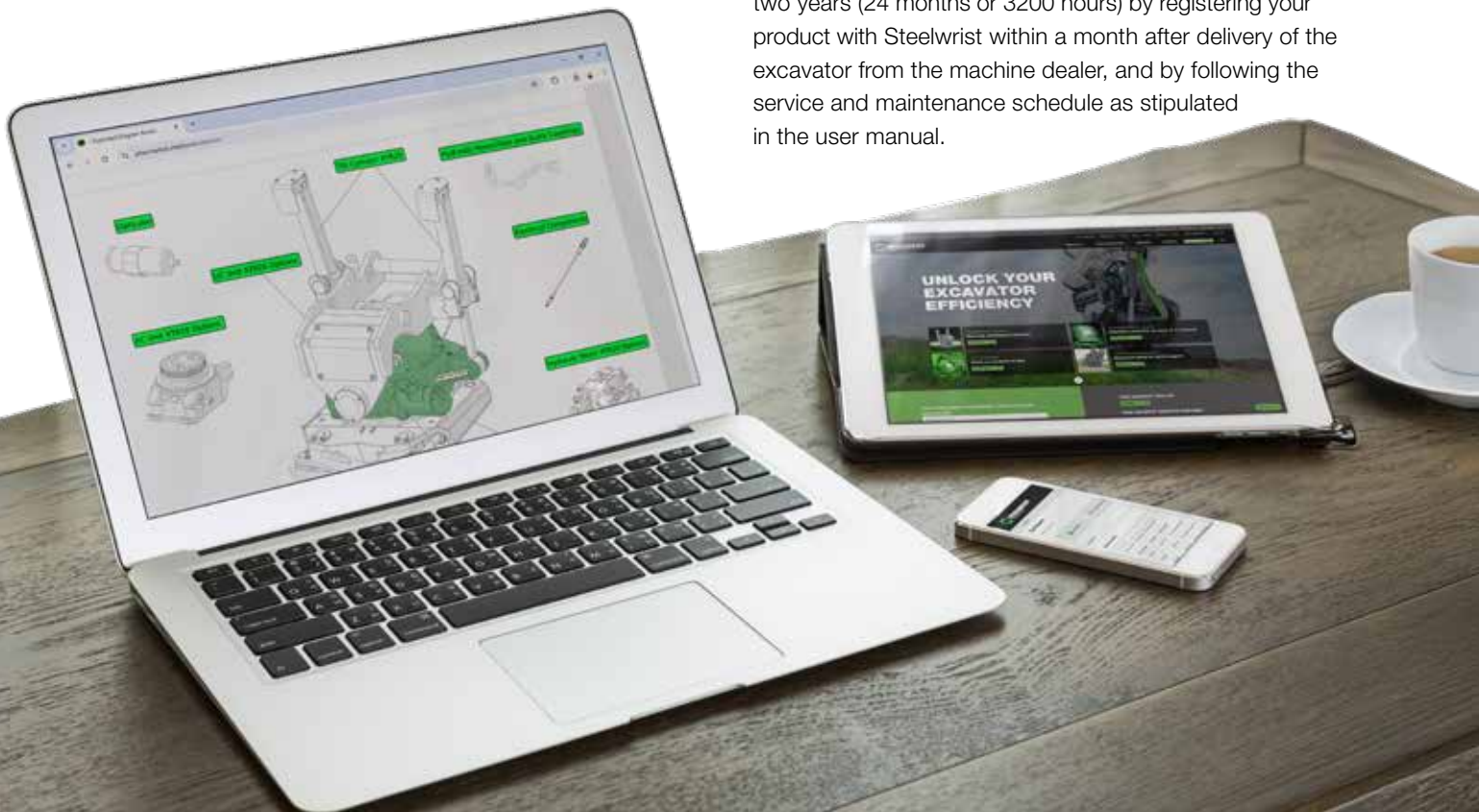
## TRAINING

Knowledgeable dealers and service partners mean better support. That is why Steelwrist provides training programs covering everything from installation to troubleshooting. The training takes place at a Steelwrist location, or directly on-site with the dealer, and some courses can be taken online. There are certification programs to become a certified Steelwrist Service Partner, and specialized courses about tiltrotator control systems.



## WARRANTY

All Steelwrist tiltrotators, quick couplers and control systems come with a standard one-year warranty (12 months or 1600 hours). The warranty can be extended at no cost to two years (24 months or 3200 hours) by registering your product with Steelwrist within a month after delivery of the excavator from the machine dealer, and by following the service and maintenance schedule as stipulated in the user manual.



# TERRA TECH



Automation and operator control



Enablers and adaptors  
Powered work tools



Work tools and welded components for construction machinery

## THE TERRATECH GROUP

# A clear focus on machine efficiency

The Terratech Group consists of three companies, SVAB Hydraulik AB with its head office and production facility in Åsbro, Sweden, Steelwrist AB with its head office and production facility in Rosersberg, north of Stockholm, Sweden, and Sjørring Maskinfabrik A/S with its head office and production facility in Thisted, Denmark.

### Strong connection in the value chain

Terratech was established as a group in 2015 with Steelwrist as its first daughter company. In 2016, SVAB was acquired and in 2022, Sjørring was acquired. Terratech's focus has expanded from tiltrotators and quick couplers to an increased product offering with a portfolio to supply a complete solution for excavators and wheel loaders. This is achieved by adding SVABs focus on

automation and sensor technology and in contrast Sjørring brings decades of expertise in engineering and manufacturing wheel loader and excavator buckets as well as other work tools.

### Global reach

Terratech has a large global presence through twelve Steelwrist subsidiaries, and sales representatives in additional countries. The sales functions are spread across four continents, with Europe having the largest representation. Additionally, the American, Asian, and Oceania markets are all experiencing rapid growth. At the Sjørring facility a hub has been established to enable efficient supply of work tools to Steelwrist locations globally.





## STEELWRIST PEOPLE AND SUSTAINABILITY

# Sustainability – a continuous mindset

Steelwrist has from its inception focused on excavator efficiency, which is also our biggest contribution to a more sustainable and environmentally friendly world. The pursuit of excavator efficiency in various forms - such as improved fuel efficiency, enhanced machine performance, ergonomic advancements, enhanced work site safety, reduced transport needs, and increased excavator versatility - lies at the very core of Steelwrist's values.

We know that an excavator equipped with Steelwrist's products is about 20 to 40 percent more efficient than a traditional excavator and we know that the result of this is less fuel consumption, fewer heavy machines needed on job sites, less heavy transportations and increased job safety as many tasks now can be carried out by the excavator operator. The fact that the job can be done faster and that excavators become more versatile eventually result in less environmental impact and increasing profitability for the owner.

Apart from our product impact, Steelwrist also work hard to reduce the environmental footprint from our operations. We are following ISO standards, implementing policies to maintain a more responsible and safe business practice as well as continuously trying to reduce our emissions and improving our impact on the environment.

We cannot do everything, but with a continuous mindset we can make sure we pull our own weight in this very important job ahead.





# STEELWRIST

EARTHMOVING EFFICIENCY



**Open-S** – the open industry standard for fully automatic quick couplers for excavators. The purpose of Open-S is to provide global interchangeability between quick couplers, tiltrotators and work tools from different manufacturers.

Read more at [www.opens.org](http://www.opens.org)

## Steelwrist Inc

240 Pane Road, Newington, CT 06111, USA

Switchboard 860 999 42 02 | Sales 860 999 42 02

Service 860 996 43 02 | Spare parts 860 996 43 02

[www.steelwrist.com](http://www.steelwrist.com)

